



Clifton Suspension Bridge Vaults Tour – Access Guide

The Clifton Suspension Bridge Hard Hat Tour is a two hour experience which begins at the Clifton Toll Booth on the Bristol side of the bridge. During the tour, you will learn about the construction and discovery of the huge red brick abutments which support the bridge towers before donning a hard hat and high vis jacket and exploring two of the twelve vaulted chambers inside the Leigh Woods abutment.


- Tours are suitable for age 7+ and under 18s must be accompanied by an adult.
- There is a minimum height limit of 1.2m.
- Please wear sturdy shoes with good grip such as hiking boots or trainers. You will not be allowed to join the tour in heels or open-toed shoes.
- This tour includes climbing a vertical ladder and passing through a low corridor. Please ensure that you are physically capable of doing so. Find more information below.
- Please ensure that any camera, phone, or device you bring will fit in your pocket or bag so that you have two hands free to climb the ladder.
- Only small rucksack type bags worn over both shoulders or bags with cross-body straps will be permitted inside the vaults. Large bags, handbags, umbrellas and so on can be stored securely at the Visitor Centre during your tour.
- Be aware that the vaults can be wet and/or muddy inside, particularly after heavy rain. Please wear suitable clothing and ensure that cameras or mobile phones are protected from the calcite saturated water which may fall from the ceiling.
- Please call the Clifton Suspension Bridge Trust on 0117 974 4664 before booking if you are concerned about claustrophobia or vertigo.

Woodland Path

We make our way down to the vaults along a gently sloping woodland path. The path follows the wall of the Leigh Woods Abutment and is surfaced with loose gravel. There are several steps edged with wooden boards.




At the end of the path, there is a ladder with 15 steps (not rungs) which are 25 cm apart. The steps are at a slight angle, rather than vertical and there is a handrail on either side which must be held with both hands when descending and ascending. The distance between the handrails is 60cm. There is a safety cage which encloses the ladder.




After descending the ladder, there are 3 steps down to a suspended steel platform (225x115cm) which has a view of the Avon Gorge. The rock face and vegetation create a surface below the platform.




Access to Vault 4 (the first chamber) is through a short passageway which is full height (196cm) and surfaced with concrete. Spiders may be evident at this point.



The flooring in Vault 4 is a slightly uneven loose stone surface which is well lit. The flooring here may become muddy underfoot.



Access to Vault 5 (the second chamber) is through a low passageway which varies in height from 142cm to 133cm. The passageway is 180cm long. Visitors can only access the second vault by walking through this passageway in a crouch position.



Inside vault 5, there is decking which provides a flat and even non-slip floor surface.

